


RHHL series

Radial Lead Type

- High Reliability, High Voltage, High Temperature
- Low ESR, High ripple current
- Load life of 4,000h at 125°C
- Compliance with AEC-Q200



SPECIFICATIONS

Items	Characteristics	
Temperature range	-55 to +125°C	
Rated voltage range	16 to 80Vdc	
Capacitance range	22 to 1000μF	
Capacitance tolerance	±20% [M] (at 20°C, 120Hz)	
Tangent of loss angle	Less than or equal to the value of Standard Ratings (at 20°C, 120Hz)	
Leakage current	Less than or equal to the value of Standard Ratings (at 20°C, after 2 minutes)	
ESR	Less than or equal to the value of Standard Ratings	
Characteristics of impedance	Z _{+125°C} /Z _{+20°C} ≤ 1.25, Z _{-55°C} /Z _{+20°C} ≤ 1.25 at 100kHz	
Endurance	125°C, 4,000 hrs at rated voltage	
	Appearance	No significant damage
	Capacitance change	Within±20% of the initial value
	Tangent of loss angle (tanδ)	≤150% of the initial specified value
	ESR(mΩ)	≤150% of the initial specified value
Damp Heat (Steady State)	60°C, 90 to 95% RH, 1,000 hrs, No-applied Voltage	
	Appearance	No significant damage
	Capacitance change	Within±20% of the initial value
	Tangent of loss angle (tanδ)	≤150% of the initial specified value
	ESR(mΩ)	≤150% of the initial specified value
Resistance to soldering heat	Flow method (260±5°C, 10s)	
	Appearance	No significant damage
	Capacitance change	Within±10% of the initial value
	Tangent of loss angle (tanδ)	≤130% of the initial specified value
	ESR(mΩ)	≤130% of the initial specified value
	Leakage current	
	≤The initial specified value	

*In case of some problems for measured values, measure after applying rated voltage for 120 minutes at 125°C

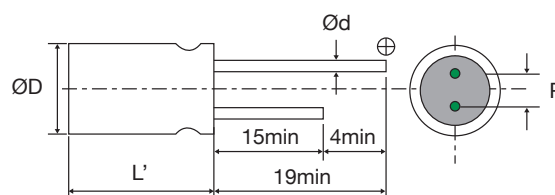
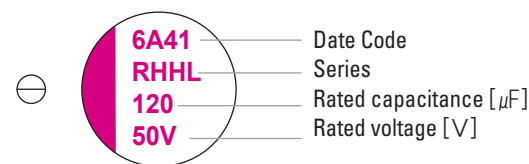
SIZE LIST

(unit : mm)

μF	RV(SV)	16 (20)	25 (31)	35 (-43)	50 (-63)	63 (-79)	80 (-100)
22						8 x 7	
39					8 x 7		8 x 11.5
56						8 x 11.5	
68				8 x 7			10 x 11.5
100			8 x 7				10 x 11.5
120					8 x 11.5		
180					10 x 11.5		
220	8 x 7			8 x 11.5			
270			8 x 11.5				
330				10 x 11.5			
470			10 x 11.5				
560	8 x 11.5						
680							
1000	10 x 11.5						

*RV : Rated Voltage [V] SV : Surge Voltage [V] (at room temperature)

MARKING AND DIMENSIONS



(unit : mm)

Size	ØD±0.5	L	L'	P±0.5	Ød
8 x 7	8	7	Lmax	3.5	0.45
8 x 11.5	8	11.5	L+1.0max	3.5	0.6
10 x 11.5	10	11.5		5	0.6

CONDUCTIVE POLYMER ALUMINUM CAPACITORS

Rated Voltage [Vdc]	Rated Capacitance [μF]	Size Φ D x L [mm]	ESR (20°C, 100kHz) [mΩ] [max.]	Rated Ripple Current (125°C, 100kHz) [mA rms]	Tangent of Loss Angel [max.]	Leakage Current [μA, max.]	Part Number
16	220	8 x 7	30	1500	0.1	105	16RHHL220MD7
	560	8 x 11.5	16	3800	0.1	268	16RHHL560MD11
	1000	10 x 11.5	13	4300	0.1	480	16RHHL1000ME11
25	100	8 x 7	41	1200	0.1	75	25RHHL100MD7
	270	8 x 11.5	19	3300	0.1	202	25RHHL270MD11
	470	10 x 11.5	15	4100	0.1	352	25RHHL470ME11
35	68	8 x 7	44	1200	0.1	71	35RHHL68MD7
	220	8 x 11.5	21	3300	0.1	231	35RHHL220MD11
	330	10 x 11.5	16	3900	0.1	346	35RHHL330ME11
50	39	8 x 7	45	1300	0.1	58	50RHHL39MD7
	120	8 x 11.5	25	2900	0.1	180	50RHHL120MD11
	180	10 x 11.5	19	3500	0.1	270	50RHHL180ME11
63	22	8 x 7	48	1100	0.1	42	63RHHL22MD7
	56	8 x 11.5	27	2900	0.1	105	63RHHL56MD11
	100	10 x 11.5	24	3000	0.1	189	63RHHL100ME11
80	39	8 x 11.5	35	1600	0.1	93	80RHHL39MD11
	68	10 x 11.5	28	2100	0.1	163	80RHHL68ME11

